

APRIL 2024

# CALIFORNIA COMMERCIAL LEASING OFFICE AVAILABILITIES



OFFICE



**ONNI.COM**

1031 S BROADWAY SUITE 400 LOS ANGELES, CA 90015  
213.315.0205 | USALEASING@ONNI.COM



[VIEW WEBSITE](#)

GLENDALE, CALIFORNIA

### 535 BRAND

**ADDRESS** 535 N Brand Blvd Glendale, CA 91203  
**CONTACT** Scott Unger & Linda Lee  
**COMPANY** Kidder Matthews  
**PHONE** 626.873.1803 / 626.873.1802

#### BUILDING FEATURES

- Newly renovated building lobby, entry and monument sign
- Located in the bustling Downtown Glendale district
- Walk score of 91 and is central to numerous restaurants and retail amenities within Downtown Glendale, The Glendale Galleria, The Americana at Brand, and various mixed-use retail and entertainment developments
- Convenient access to the 134, 5, and 2 freeways
- Close proximity to Hollywood Burbank Airport
- LA Metro bus and city shuttle stop located directly in front of the building

#### AVAILABILITY

<b>Suite 280</b>	437 SF	Available Immediately
<b>Suite 400</b>	4,113 SF	Available Immediately
<b>Suite 510</b>	2,772 SF	Available Immediately
<b>Suite 605</b>	2,720 SF	Available Immediately
<b>Suite 1100</b>	5,451 SF	Available Immediately

[VIEW WEBSITE](#)

GLENDALE, CALIFORNIA

### 611 BRAND

**ADDRESS** 611 N Brand Blvd Glendale, CA 91203  
**CONTACT** Bill Boyd, Linda Lee & Scott Unger  
**COMPANY** Kidder Matthews  
**PHONE** 626.873.1801 / 626.873.1802 / 626.873.1803

#### BUILDING FEATURES

- 14-story, 364,128 sq ft building in the heart of Glendale's Financial District
- Recently completed tenant amenity lounge & fitness center
- Central to numerous restaurants & retail amenities within Downtown Glendale
- Convenient access to the 134, 5, and 2 freeways
- Close proximity to Hollywood Burbank Airport
- On-site management with 24/7 security

#### AVAILABILITY

<b>Suite 220</b>	5,254 SF	Spec Suite - Available Immediately
<b>Suite 230</b>	5,634 SF	Spec Suite - Available Immediately
<b>Suite 600</b>	24,418 SF	Full Floor or Demising Opportunities - Available Immediately
<b>Suite 700</b>	24,418 SF	Full Floor or Demising Opportunities - Available Immediately
<b>Suite 1100</b>	25,410 SF	Available Immediately
<b>Suite 1200</b>	25,411 SF	Available Immediately
<b>Suite 1300</b>	25,411 SF	Available Immediately
<b>Suite 1400</b>	25,372 SF	Available Immediately

[VIEW WEBSITE](#)



[VIEW WEBSITE](#)

GLENDALE, CALIFORNIA

## 700 BRAND

**ADDRESS** 700 N Brand Blvd Glendale, CA 91203  
**CONTACT** Bill Boyd, Linda Lee & Scott Unger  
**COMPANY** Kidder Matthews  
**PHONE** 626.873.1801 / 626.873.1802 / 626.873.1803

### BUILDING FEATURES

- Located in the bustling Downtown Glendale district
- EV charging stations
- Walking distance to numerous restaurants & retail amenities within Downtown Glendale
- Convenient access to the 134, 5, and 2 freeways
- Close proximity to Hollywood Burbank Airport

### AVAILABILITY

<b>Suite 220</b>	3,112 SF	Available Immediately
<b>Suite 300</b>	5,942 SF	Available Immediately
<b>Suite 370</b>	5,178 SF	Available Immediately
<b>Suite 440</b>	4,264 SF	Available Immediately
<b>Suite 500</b>	3,463 SF	Available Immediately
<b>Suite 570</b>	1,232 SF	Available Immediately
<b>Suite 590</b>	2,963 SF	Available Immediately
<b>Suite 800</b>	2,804 SF	Available Immediately
<b>Suite 840</b>	2,302 SF	Available Immediately
<b>Suite 920</b>	2,875 SF	Available Immediately
<b>Suite 1400</b>	16,484 SF	Full Floor - Available Immediately



[VIEW WEBSITE](#)

HUNTINGTON BEACH, CALIFORNIA

## OCEAN PLAZA

**ADDRESS** 17011 Beach Blvd Huntington Beach, CA 92647  
**CONTACT** Jason Ward, John Harty & Adie Jessup  
**COMPANY** Cushman & Wakefield  
**PHONE** 949.955.7640 / 949.372.4910 / 949.930.9258

### BUILDING FEATURES

- Main lobby renovation recently completed
- Elevator modernization and cab renovation completed
- On-Site property management
- Class "A," 15-story reflective glass tower with polished marble lobby
- Excellent retail amenities & tenant conference center
- 6-Story parking structure with ample space & surface parking throughout site
- 24-hour keycard access
- 100% backup emergency power generators
- Central location convenient to freeways, LAX, and John Wayne Airports

### AVAILABILITY

<b>Suite 225</b>	3,516 SF	Available Immediately
<b>Suite 300</b>	3,828 SF	Available Immediately
<b>Suite 320</b>	6,906 SF	Available Immediately
<b>Suite 350</b>	4,542 SF	Available Immediately
<b>Suite 400</b>	5,177 SF	Available Immediately
<b>Suite 420</b>	3,755 SF	Available Immediately
<b>Suite 425</b>	2,059 SF	Available July 1, 2024
<b>Suite 430</b>	2,668 SF	Available Immediately
<b>Suite 510</b>	1,820 SF	Available Immediately
<b>Suite 540</b>	2,498 SF	Available Immediately
<b>Suite 570</b>	1,657 SF	Available Immediately
<b>Suite 700</b>	6,437 SF	Available Immediately
<b>Suite 730</b>	2,578 SF	Available Immediately
<b>Suite 800</b>	5,162 SF	Available Immediately
<b>Suite 810</b>	2,267 SF	Available Immediately
<b>Suite 826</b>	3,272 SF	Spec Suite Coming Soon
<b>Suite 837</b>	315 SF	Available Immediately
<b>Suite 1000</b>	8,859 SF	Available Immediately
<b>Suite 1050</b>	6,024 SF	Available Immediately
<b>Suite 1120</b>	1,660 SF	Available Immediately
<b>Suite 1240</b>	4,117 SF	Available Immediately
<b>Suite 1260</b>	4,051 SF	Available Immediately
<b>Suite 1400</b>	16,248 SF	Available Immediately
<b>Suite 1500</b>	16,368 SF	Available Immediately



[VIEW WEBSITE](#)

LOS ANGELES, CALIFORNIA

### 2140 E 7<sup>th</sup>

**ADDRESS** 2118-2140 E 7th Place Los Angeles, CA 90021  
**CONTACT** Carle Pierose & Chris Bald  
**COMPANY** Industry Partners  
**PHONE** 310.395.5151

#### BUILDING FEATURES

- Located in the Arts District of DTLA
- Vintage brick building in a highly sought-after location
- Prominent arts district location – adjacent to Bestia, Damian, Bon Temps & Stumptown
- One block away from Warner Music Group HQ and Soho House
- Less than 1 mile to freeway 10 on/off-ramp

#### AVAILABILITY

##### 2118 E 7th Place

<b>First Floor</b>	8,334 SF	Full Floor Opportunity – Available Immediately
<b>Second Floor</b>	8,334 SF	Full Floor Opportunity – Available Immediately
<b>Third Floor</b>	8,334 SF	Full Floor Opportunity – Available Immediately

##### 2140 E 7th Place

<b>First Floor</b>	7,379 SF	Full Floor Opportunity – Available Immediately
<b>Second Floor</b>	7,015 SF	Full Floor Opportunity – Available Immediately
<b>Third Floor</b>	7,220 SF	Full Floor Opportunity – Available Immediately



[VIEW WEBSITE](#)

LOS ANGELES, CALIFORNIA

### 315 WEST 9<sup>th</sup>

**ADDRESS** 315 W 9th St Los Angeles, CA 90015  
**CONTACT** Alex Bergeson & John Ollen  
**COMPANY** Newmark Knight Frank  
**PHONE** 213.596.2240 / 310.491.2067

#### BUILDING FEATURES

- 12 story office building located in Central Downtown LA
- Blocks away from the 110 and 10 freeways
- Walking distance from the Staples Center, LA Live, and the Fashion District
- Traditional & creative new spec suites available

#### AVAILABILITY

<b>Suite 200</b>	13,232 SF	Available Immediately
<b>Suite 300</b>	4,952 SF	Spec Suite, Move in Ready – Available Immediately
<b>Suite 301</b>	931 SF	Available Immediately
<b>Suite 308</b>	1,578 SF	Spec Suite, Move in Ready – Available Immediately
<b>Suite 313</b>	1,543 SF	Available Immediately
<b>Suite 400</b>	3,929 SF	Spec Suite, Move in Ready – Available Immediately
<b>Suite 402</b>	3,154 SF	Spec Suite, Move in Ready – Available Immediately
<b>Suite 408</b>	3,154 SF	Spec Suite, Move in Ready – Available Immediately
<b>Suite 410</b>	2,094 SF	Available Immediately
<b>Suite 501</b>	7,765 SF	Move in Ready – Available Immediately
<b>Suite 503</b>	441 SF	Available Immediately
<b>Suite 600</b>	13,377 SF	Move in Ready – Available Immediately
<b>Suite 700</b>	4,643 SF	Available Immediately
<b>Suite 702</b>	2,417 SF	Move in Ready – Available Immediately
<b>Suite 800</b>	2,084 SF	Spec Suite, Move in Ready – Available Immediately
<b>Suite 900</b>	3,448 SF	Built to Suit Opportunity – Available Immediately
<b>Suite 1000</b>	11,249 SF	Full Floor Opportunity – Build to Suit – Available Immediately
<b>Suite 1100</b>	11,400 SF	Full Floor Opportunity – Build to Suit – Available Immediately
<b>Suite 1250</b>	4,926 SF	Build to Suit - Available Immediately



HOLLYWOOD, CALIFORNIA

### 7000 ROMAINE

**ADDRESS** 7000 Romaine St Hollywood, CA 90038  
**CONTACT** Scott Langendoen & Steve Bernier  
**PHONE** 213.246.2085 / 213.908.1250

#### AVAILABILITY

<b>Suite 101</b>	<b>1,228 RSF</b>	Available Immediately
<b>Suite 102</b>	<b>594 RSF</b>	Available Immediately
<b>Suite 103</b>	<b>386 RSF</b>	Available Immediately
<b>Suite 105</b>	<b>525 RSF</b>	Available Immediately
<b>Suite 107</b>	<b>663 RSF</b>	Available Immediately
<b>Suite 108</b>	<b>3,233 RSF</b>	Available Immediately
<b>Suite 111</b>	<b>4,470 RSF</b>	Available Immediately
<b>Suite 113</b>	<b>3,259 RSF</b>	Available Immediately
<b>Suite 943</b>	<b>771 RSF</b>	Available Immediately

#### BUILDING FEATURES

- Beautiful high-ceiling, showroom, gallery or creative office space.
- Gated & secure parking
- Timeless architecture design & restored lobby
- Located within the Hollywood Media District



[VIEW WEBSITE](#)

LOS ANGELES, CALIFORNIA

### 600 WILSHIRE

**ADDRESS** 600 Wilshire Blvd Los Angeles, CA 90017

**CONTACT** Alex Bergeson

**COMPANY** Newmark

**PHONE** 310.596.2240

**AVAILABILITY**

<b>Suite 203</b>	4,052 SF	Available Immediately
<b>Suite 301</b>	5,308 SF	Available Immediately
<b>Suite 302</b>	4,264 SF	Available Immediately
<b>Suite 303</b>	4,318 SF	Available Immediately
<b>Suite 304</b>	5,140 SF	Available Immediately
<b>Suite 400</b>	18,853 SF	Available Immediately
<b>Suite 500</b>	18,862 SF	Available Immediately
<b>Suite 600</b>	6,589 SF	Available Immediately
<b>Suite 610</b>	7,925 SF	Available Immediately
<b>Suite 760</b>	3,403 SF	Available Immediately
<b>Suite 1000</b>	11,287 SF	Available Immediately
<b>Suite 1400</b>	5,416 SF	Available Immediately
<b>Suite 1450</b>	2,787 SF	Available Immediately
<b>Suite 1460</b>	5,435 SF	Available Immediately
<b>Suite 1520</b>	3,363 SF	Available Immediately
<b>Suite 1540</b>	2,337 SF	Available Immediately
<b>Suite 1550</b>	5,775 SF	Typical Layout for Spec Suite – Available Immediately
<b>Suite 1600</b>	4,716 SF	Available Immediately
<b>Suite 1650</b>	6,219 SF	Available Immediately
<b>Suite 1660</b>	3,194 SF	Available Immediately

**BUILDING FEATURES**

- Sophisticated glass exterior and luxurious finishes in the main lobby and high-end common areas
- First class, highly capitalized ownership and on-site property management
- 100% subterranean parking with convenient 24-hour access
- Adjacent to retail, restaurants, residential lofts, financial institutions, and the 7th Street Metro subway station
- Within easy walking distance of world-class fine dining and entertainment venues including The Staples Center, LA Live, The Bloc, and several theatres, museums, and private clubs



[VIEW WEBSITE](#)

LOS ANGELES, CALIFORNIA

### 800 WILSHIRE

**ADDRESS** 800 Wilshire Blvd Los Angeles, CA 90017

**CONTACT** Alex Bergeson

**COMPANY** Newmark


**PHONE** 310.596.2240

**AVAILABILITY**

<b>Suite 103</b>	2,891 SF	Available Immediately
<b>Suite 200</b>	14,967 SF	Available Immediately
<b>Suite 300</b>	14,404 SF	Available Immediately
<b>Suite 450</b>	7,203 SF	Available Immediately
<b>Suite 500</b>	10,363 SF	Available Immediately
<b>Suite 530</b>	1,414 SF	Available Immediately
<b>Suite 550</b>	2,661 SF	Available Immediately
<b>Suite 600</b>	7,531 SF	Available Immediately
<b>Suite 710</b>	3,247 SF	Available Immediately
<b>Suite 750</b>	5,748 SF	Available Immediately
<b>Suite 800</b>	8,086 SF	Available Immediately
<b>Suite 808</b>	2,446 SF	Available Immediately
<b>Suite 820</b>	1,893 SF	Available Immediately
<b>Suite 860</b>	2,012 SF	Available Immediately
<b>Suite 900</b>	14,418 SF	Available Immediately
<b>Suite 1000</b>	3,350 SF	Available Immediately
<b>Suite 1010</b>	3,020 SF	Available Immediately
<b>Suite 1050</b>	3,100 SF	Available Immediately
<b>Suite 1100</b>	14,437 SF	Available Immediately
<b>Suite 1200</b>	14,438 SF	Spec Suite Typical Plan – Full Floor Opportunity – Available Immediately
<b>Suite 1301</b>	6,377 SF	Spec Suite Typical Plan – Available Immediately
<b>Suite 1400</b>	4,646 SF	Available Immediately
<b>Suite 1450</b>	3,177 SF	Available Immediately
<b>Suite 1510</b>	3,016 SF	Available Immediately
<b>Suite 1550</b>	2,177 SF	Available Immediately

**BUILDING FEATURES**

- One block from \$1.2 Billion Wilshire Grand skyscraper, 7th St Metro Station, & The BLOC retail revitalization project
- Fed-Ex & LA-based artisan pizza chain 800 Degrees on Ground Floor
- Brand-new modern lobby and common areas
- Tenant lounge and conference facility being built
- Sprawling 16th-floor balconies running the length of the building
- New private, dedicated, & well-funded ownership
- Easy & convenient access to 110 & 10 freeways
- 24-hour building security & subterranean parking



[VIEW WEBSITE](#)

LOS ANGELES, CALIFORNIA

## ATRIA WEST

**ADDRESS** EAST BUILDING - 10585 Santa Monica Blvd Los Angeles, CA 90025  
 WEST BUILDING - 10635 Santa Monica Blvd Los Angeles, CA 90025  
 COTTAGES - 10669-10685 Santa Monica Blvd Los Angeles, CA 90025

**CONTACT** Peter Hajimihalis, Jaclyn Ward & Cassie Troclair

**COMPANY** JLL

**PHONE** 213.239.6399 | 310.595.3618 | 310.595.3613

### BUILDING FEATURES


- 2 buildings & 4 historic cottages
- Large floor plates
- Green maintenance practice
- Walking distance to Westfield Century City Mall and numerous restaurants & amenities

### AVAILABILITY

<b>East Building</b>		
<b>Third Floor</b>	24,397 SF	Available Immediately
<b>West Building</b>		
<b>Suite 105</b>	1,355 SF	Available Immediately
<b>Suite 115</b>	2,107 SF	Spec Suite – Available Immediately
<b>Suite 135</b>	2,834 SF	Spec Suite - Coming Soon
<b>Suite 145</b>	5,306 SF	Available Immediately
<b>Suite 160</b>	1,769 SF	Available Immediately
<b>Suite 190</b>	767 SF	Available Immediately
<b>Suite 305</b>	3,023 SF	Available Immediately
<b>Suite 315</b>	1,049 SF	Available Immediately
<b>Suite 340</b>	1,742 SF	Available Immediately

### Grove Cottages

<b>Suite 10669</b>	959 SF	Available Immediately
<b>Suite 10675A</b>	1,383 SF	Available Immediately
<b>Suite 10681</b>	1,363 SF	Available Immediately
<b>Suite 10683</b>	919 SF	Available Immediately



[VIEW WEBSITE](#)

LOS ANGELES, CALIFORNIA

## ONNI TIMES SQUARE

**ADDRESS** 202 W 1st Street Los Angeles, CA 90012

**CONTACT** Dana Vargas

**COMPANY** JLL

**PHONE** 213.239.6121

### BUILDING FEATURES

- Incredible architecture, dazzling lobbies & phenomenal creative office opportunities, and uncompromised amenities
- Situated within a synergistic, three building creative office hub
- Centrally located at the very heart of LA
- Managed by an excellent on-site team & an attentive 24-hour security force
- Short walk from Museum Row, Grand Central Market and Bunker Hill
- Just blocks from the 110 and 10 freeways, in addition to other major public transportation hubs

### AVAILABILITY

<b>The Times South</b>		
<b>Suite 200</b>	19,330 SF	Available Immediately
<b>Suite 300</b>	18,388 SF	Available Immediately
<b>Suite 420</b>	3,523 SF	Available Immediately
<b>Suite 430</b>	3,113 SF	Available Immediately
<b>Suite 500</b>	19,454 SF	Creative build-to-suit Opportunity
<b>Suite 600</b>	18,906 SF	Creative build-to-suit Opportunity
<b>Suite 700</b>	13,381 SF	Spec Suite – Available Immediately
<b>Suite 725</b>	2,254 SF	Available March 1, 2024
<b>Suite 750</b>	3,467 SF	Available October 31, 2024
<b>Suite 825</b>	3,886 SF	Spec Suite – Available Immediately
<b>Suite 900</b>	21,279 SF	Full Floor Opportunity Available
<b>Suite 1000</b>	19,797 SF	Full Floor Opportunity Available
<b>The Plant Building</b>		
<b>Suite 200</b>	32,027 SF	Available Immediately
<b>Suite 300</b>	28,258 SF	Available Immediately
<b>Suite 400</b>	12,163 SF	Available Immediately
<b>The Times West</b>		
<b>Suite 200</b>	24,753 SF	Available Immediately
<b>Suite 300</b>	29,919 SF	Available Immediately
<b>The Times North</b>		
<b>Suite 170</b>	2,921 SF	Available Immediately
<b>Suite 200</b>	26,449 SF	Full Floor Opportunity – Available Immediately
<b>Suite 300</b>	29,467 SF	Full Floor Opportunity – Available Immediately
<b>Suite 420</b>	4,880 SF	Available Immediately
<b>Suite 430</b>	5,431 SF	Available Immediately
<b>Suite 435</b>	6,136 SF	Available Immediately



[VIEW WEBSITE](#)

LOS ANGELES, CALIFORNIA

## WESTERN PACIFIC

**ADDRESS** 1031 S Broadway Los Angeles, CA 90015  
**CONTACT** Dana Vargas  
**COMPANY** JLL  
**PHONE** 213.239.6121

### BUILDING FEATURES

- Highly visible presence at the very heart of the most talked about neighborhood in LA
- Vast window line with encumbered, 360-degree views
- Exceptionally capable, well-capitalized and experienced landlord intently focused on “the tenant experience”
- Next door to thousands of brand new luxury residential units and a thriving urban community
- Surrounded by new food concepts, chic boutique hotels and world-class entertainment venues
- Over 1,000 subterranean parking spaces available at the new Broadway Palace across the street
- Prominent user signage available

### AVAILABILITY

<b>Suite 203</b>	9,036 SF	Available Immediately
<b>5th Floor</b>	20,101 SF	Shell Space – Available Immediately
<b>6th Floor</b>	20,102 SF	Shell Space – Available Immediately
<b>7th Floor</b>	20,102 SF	Available Immediately
<b>8th Floor</b>	20,102 SF	Available Immediately
<b>9th Floor</b>	20,102 SF	Available Immediately – Second Generation Space
<b>10th Floor</b>	20,102 SF	Available Immediately – Second Generation Space
<b>11th Floor</b>	19,995 SF	Available Immediately – Second Generation Space
<b>12th Floor</b>	19,701 SF	Available Immediately – Second Generation Space



[VIEW WEBSITE](#)

LOS ANGELES, CALIFORNIA

## WILSHIRE COURTYARD

**ADDRESS** 5700 & 5750 Wilshire Blvd Los Angeles, CA 90036  
**CONTACT** John Zanetos & Kelli Snyder & Chris Penrose & Patrick Amos  
**COMPANY** CBRE  
**PHONE** 310.529.8770 | 310.245.5636 | 213.709.8854 | 310.903.6904

### BUILDING FEATURES

- Totals over 1 million sq ft on 8.7 acres
- Expansive outdoor areas with communal seating
- Large floor plates with balconies perfect for open creative space

### AVAILABILITY

#### 5700 Wilshire Blvd

<b>Suite 120</b>	3,885 SF	Available Immediately
<b>Suite 120B</b>	14,314 SF	Available Immediately
<b>Suite 120C</b>	3,006 SF	Available Immediately
<b>Suite 125</b>	10,643 SF	Available Immediately
<b>Suite 200</b>	30,398 SF	Available Immediately
<b>Suite 250</b>	41,274 SF	Available Immediately
<b>Suite 275</b>	6,910 SF	Available Immediately
<b>Suite 285</b>	6,866 SF	Available Immediately
<b>Suite 330</b>	3,744 SF	Available Immediately
<b>Suite 370</b>	3,463 SF	Available Immediately
<b>Suite 380</b>	7,726 SF	Available Immediately
<b>Suite 400</b>	86,568 SF	Available Immediately
<b>Suite 400A</b>	51,409 SF	Available Immediately
<b>Suite 400B</b>	35,159 SF	Available Immediately
<b>Suite 480</b>	5,471 SF	Available Immediately
<b>Suite 500</b>	29,832 SF	Available Immediately
<b>Suite 505</b>	17,528 SF	Available June 1, 2024
<b>Suite 510</b>	13,376 SF	Available Immediately
<b>Suite 540</b>	8,876 SF	Available Immediately
<b>Suite 600</b>	11,626 SF	Available Immediately

#### 5750 Wilshire Blvd

<b>Suite 140</b>	1,142 SF	Available Immediately
<b>Suite 250</b>	46,951 SF	Available Immediately
<b>Suite 510</b>	11,392 SF	Available Immediately
<b>Suite 600</b>	26,152 SF	Available Immediately
<b>Suite 640</b>	8,861 SF	Available Immediately



MANHATTAN BEACH, CALIFORNIA

## MANHATTAN BEACH TOWERS

**ADDRESS** 1230 Rosecrans Avenue Manhattan Beach, CA 90266  
**CONTACT** Tom Sheets & Quint Carroll  
**COMPANY** CBRE  
**PHONE** 310.363.4943 / 310.363.4973

### BUILDING FEATURES


- Certified LEED Gold Building
- Centrally located in the heart of El Segundo and Manhattan Beaches, directly adjacent and walking distance to The Pointe, Manhattan Village, and Plaza El Segundo dining, shopping, and entertainment.
- With 6 floors of Class A office space, Manhattan Beach Towers is the tallest project in Manhattan Beach
- Parking ratio 3.3:1,000 sq ft

### AVAILABILITY

**1230 Rosecrans**  
**Suite 115** 2,458 SF Available Immediately  
**Suite 160/1706** 3,343 SF Available Immediately  
**Suite 210** 1,565 SF Build to Suit Opportunity – Available Immediately  
**Suite 480** 3,780 SF Available Immediately  
**Suite 500** 4,638 SF Available Immediately  
**Suite 540** 4,481 SF Available Immediately  
**Suite 560** 7,245 SF Available Immediately  
**Suite 650** 4,616 SF Available April 30, 2024  
**Suite 680** 5,181 SF Available Immediately

### 1240 Rosecrans

**Suite 100** 14,203 SF Available Immediately  
**Suite 200** 27,095 SF Available Immediately  
**Suite 302** 8,222 SF Available Immediately



LOS ANGELES, CALIFORNIA

## 1212 SOUTH FLOWER

**ADDRESS** 1212 South Flower Los Angeles, CA 90015  
**COMPANY** JLL  
**PHONE** 213.418.1634

### BUILDING FEATURES

- 5 story office building located in the middle of DTLA, being directly adjacent to the crypto.com Arena, LA Live, and the Nikon Theater
- Abundant surface parking
- Located along the Metro Blue Line with Pico Station just a few steps away

### AVAILABILITY

**Suite 400** 13,109 SF Available Immediately



APRIL 2024


# CHICAGO COMMERCIAL LEASING OFFICE AVAILABILITIES



OFFICE

**ONNI.COM**

200 N LASALLE SUITE 750 CHICAGO, IL 60601  
312.489.8504 | USALEASING@ONNI.COM



[VIEW WEBSITE](#)

CHICAGO, ILLINOIS

## 200 N LASALLE

**ADDRESS** 200 North LaSalle Chicago, IL 60601

**CONTACT** Benjamin Cleveland & Mark Gunderson

**COMPANY** Stream Realty

**PHONE** 312.448.6221 / 312.448.8645

### BUILDING FEATURES

- Landmark, Class "A" high-rise in the heart of downtown Chicago's central business district
- Located on the northwest corner of Lake and North LaSalle streets in The Loop, the historic center of downtown Chicago
- Incorporates 643,323 rentable sq. ft
- Near proximity to Thompson Center, City Hall/ County Building, Daley Center, and all major
- METRA/CTA trains

### AVAILABILITY

<b>Suite #425</b>	3,868 SF	Available Immediately
<b>Suite #500</b>	23,516 SF	Available Immediately – Full Floor Opportunity
<b>Suite #600</b>	23,149 SF	Available Immediately
<b>Suite #810</b>	4,000 SF	Available Immediately
<b>Suite #1400</b>	23,516 SF	Available Immediately – Move-In Ready
<b>Suite #1500</b>	4,257 SF	Available Immediately
<b>Suite #1650</b>	12,181 SF	Available Immediately
<b>Suite #1700</b>	6,150 SF	Available Immediately
<b>Suite #1720</b>	4,843 SF	Available Immediately
<b>Suite #1745</b>	8,154 SF	Available Immediately
<b>Suite #1890</b>	2,026 SF	Available Immediately
<b>Suite #2000</b>	14,481 SF	Available Immediately
<b>Suite #2200</b>	24,032 SF	Available July 31, 2024
<b>Suite #2360</b>	2,662 SF	Available Immediately
<b>Suite #2420</b>	7,029 SF	Available Immediately
<b>Suite #2600</b>	7,279 SF	Available Immediately
<b>Suite #2630</b>	3,551 SF	Available October 1st, 2024
<b>Suite #2675</b>	2,456 SF	Available Immediately
<b>Suite #2700</b>	14,673 SF	Available Immediately
<b>Suite #2810</b>	5,568 SF	Available Immediately
<b>Suite #2820</b>	1,210 SF	Available Immediately
<b>Suite #2900</b>	20,048 SF	Available Immediately
<b>Suite #3000</b>	24,032 SF	Available Immediately – Full Floor Opportunity



[VIEW WEBSITE](#)

CHICAGO, ILLINOIS

## 550 WEST VAN BUREN

**ADDRESS** 550 West Van Buren Chicago, IL 60607

**CONTACT** Benjamin Cleveland & Mark Gunderson

**COMPANY** Stream Realty

**PHONE** 312.448.6221 / 312.448.8645

### BUILDING FEATURES

- 24-hour key card access for front door, turnstiles, elevators, dock, garage; compatible with many tenant systems
- 24-hour manned security
- Efficient 20,667 sq.ft. column-free floor plates
- Indoor heated executive parking for 17 cars
- 1,700 car self-parking garage across the street
- CTA bus stops in front of building: #60, #157, #125
- Close to CTA blue line
- Close proximity to highways

### AVAILABILITY

<b>Suite #100</b>	1,251 SF	Available Immediately
<b>Suite #200</b>	21,159 SF	Available Immediately
<b>Suite #330</b>	5,693 SF	Available Immediately
<b>Suite #600</b>	20,667 SF	Available Immediately
<b>Suite #700</b>	20,667 SF	Available Immediately
<b>Suite #1150</b>	6,229 SF	Available Immediately
<b>Suite #1510</b>	6,679 SF	Spec Suite - Available Immediately
<b>Suite #1530</b>	3,634 SF	Spec Suite Move-In Ready – Available Immediately

# FEATURED PROPERTIES

## NOW LEASING



[VIEW WEBSITE](#)

CHICAGO, ILLINOIS

### OLD TOWN PARK 3

**ADDRESS** 224 West Hill St. Chicago, IL 60610  
**CONTACT** Eric Myers & Kathleen Bertrand  
**COMPANY** Transwestern  
**PHONE** 312.881.7017 / 312.881.7046

#### BUILDING FEATURES

- 70,000 sq ft of premium office space
- River North meets Old Town in a luxury high rise
- New construction office space
- Exclusive office entrance
- Abundant parking
- Convenient transportation options
- Total access to unparalleled amenities

#### AVAILABILITY

**Suite #500** 39,272 SF Available Immediately

## COMING SOON



[WEBSITE COMING SOON](#)

CHICAGO, ILLINOIS

### 225 RANDOLPH

**ADDRESS** 225 W Randolph St Chicago, IL 60606  
**CONTACT** Jack O'Brien, Matt Whipple & Dan Heckman  
**COMPANY** Telos Group  
**PHONE** 312.907.2133 / 312.477.2939 / 312.771.3211

#### BUILDING FEATURES

- Chicago's newest landmark located at the southeast corner of Franklin and Randolph
- Streets in the heart of the West Loop
- Contains almost 850,000 sq ft of space
- 88-stall underground parking garage
- Outdoor plaza areas on the north and west sides of the building
- Immediate proximity to Chicago's two major commuter-rail stations

#### AVAILABILITY

Coming Soon

APRIL 2024

# SEATTLE COMMERCIAL LEASING OFFICE AVAILABILITIES



OFFICE

[ONNI.COM](https://onni.com)

1411 4TH AVE, SUITE 1501 SEATTLE, WA 98109  
213.315.0205 | [USALEASING@ONNI.COM](mailto:USALEASING@ONNI.COM)

# FEATURED PROPERTIES

## NOW LEASING



[VIEW WEBSITE](#)

SEATTLE, WASHINGTON

## 1411 FOURTH AVENUE

**ADDRESS** 1411 4th Avenue Seattle, WA 98101

**CONTACT** Joe Gowan & Lloyd Low

**COMPANY** JLL

**PHONE** 206.607.1738 / 206.607.1796

### BUILDING FEATURES

- Transit oriented CBD location with immediate access to the 3rd Avenue public transit corridor, Interstate 5 and Highway 99
- Landmark Historic Building
- Centrally located in the heart of Seattle's Central Business District on the Northwest Corner of 4th Avenue and Union Street
- Situated only three blocks from the iconic Pike Place Market, within walking distance of Pacific Place Mall, the Washington State Convention Center and countless other dining, shopping and retail amenities
- HVAC Installation

### AVAILABILITY

<b>Suite 200</b>	12,490 SF	Available Immediately
<b>Suite 300</b>	7,973 SF	Available Immediately
<b>Suite 400</b>	8,595 SF	Available Immediately
<b>Suite 500</b>	8,582 SF	Available Immediately
<b>Suite 600</b>	8,582 SF	Available Immediately
<b>Suite 700</b>	8,582 SF	Available Immediately
<b>Suite 800</b>	8,595 SF	Available Immediately
<b>Suite 900</b>	8,587 SF	Available Immediately
<b>Suite 1000</b>	8,587 SF	Available Immediately
<b>Suite 1300</b>	8,587 SF	Available Immediately
<b>Suite 1400</b>	8,600 SF	Available Immediately
<b>Suite 1503</b>	506.42 SF	Available Immediately
<b>Suite 1525</b>	252.16 SF	Available Immediately
<b>Suite 1550</b>	1,377.4 SF	Available Immediately

## COMING SOON



[VIEW WEBSITE](#)

SEATTLE, WASHINGTON

## 1120 JOHN STREET

**ADDRESS** 1120 John St Seattle, WA 98109

**CONTACT** Joe Gowan, Lisa Stewart & Lloyd Low

**COMPANY** JLL

**PHONE** 206.607.1738 / 206.607.1706 / 206.607.1796

### AVAILABILITY

COMING SOON!

APRIL 2024

# PHOENIX COMMERCIAL LEASING OFFICE AVAILABILITIES



OFFICE



**ONNI.COM**

5055 N 32ND ST, SUITE 200 PHOENIX, AZ 85018  
602.595.4801 | [USALEASING@ONNI.COM](mailto:USALEASING@ONNI.COM)



[VIEW WEBSITE](#)

PHOENIX, ARIZONA

### 5055 N 32<sup>nd</sup>

**ADDRESS** 5055 N 32nd Street Phoenix,  
AZ 85018  
**CONTACT** Dave Carder  
**COMPANY** Cushman & Wakefield  
**PHONE** 602.224.4436

#### BUILDING FEATURES

- Unique, free-standing office building located at the conflux of Paradise Valley, Arcadia, and Biltmore areas
- Offers prominent signage options available at one of the Valley's most affluent intersections
- Excellent walkable amenities across 32nd Street
- Located immediately across from several restaurants, retail & grocery stores

#### AVAILABILITY

**Suite 100** 5,227 SF - Spec Suite



**ONNI.COM**

Availabilities may vary. Please speak with an Onni Representative for details. Developer reserves the right to make modifications to floorplans, project design, materials, features and specifications without notification. All maps, renderings and illustrations reflect the artist's interpretation only and may differ from the final product. E. & O. E.