

EVELYN

by ONNI

PLAN B AT FOREST'S-EDGE THREE & FOUR

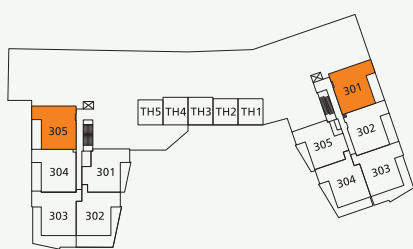
2 Bedroom + Den

1,125-1,145 SF Living (APPROX.)

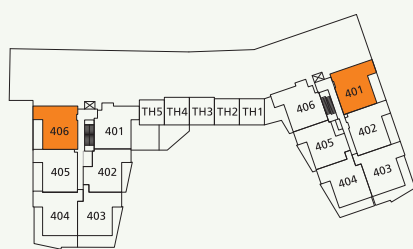
170-175 SF Outdoor (APPROX.)

1,295-1,320 SF Total (APPROX.)

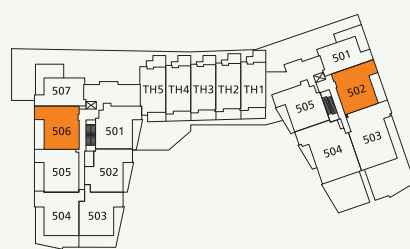
- 1 36" Sub-Zero Integrated Refrigerator
- 2 30" Miele Gas Cooktop + Faber Slim Line Hood Fan
- 3 30" Miele Convection Wall Oven + Panasonic Microwave
- 4 Asko Integrated Dishwasher
- 5 High-Efficiency Full Size Washer and Dryer



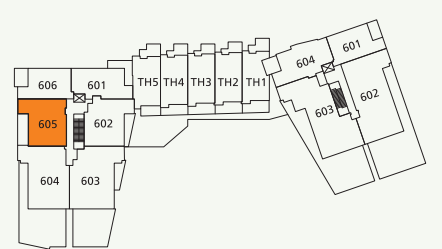
AT FOREST'S-EDGE THREE/FOUR
3rd FLOOR



AT FOREST'S-EDGE THREE/FOUR
4th FLOOR



AT FOREST'S-EDGE THREE/FOUR
5th FLOOR



AT FOREST'S-EDGE THREE/FOUR
6th FLOOR