

EVELYN

by ONNI

PLAN C AT FOREST'S-EDGE THREE & FOUR

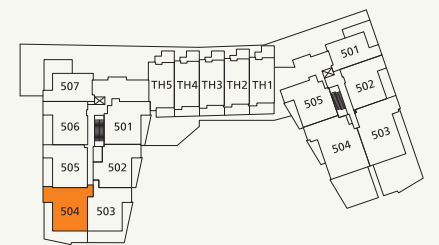
2 Bedroom + Den

1,195-1,210 SF Living (APPROX.)

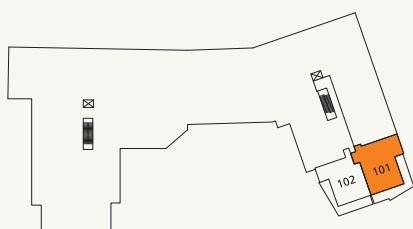
440-510 SF Outdoor (APPROX.)

1,635-1,705 SF Total (APPROX.)

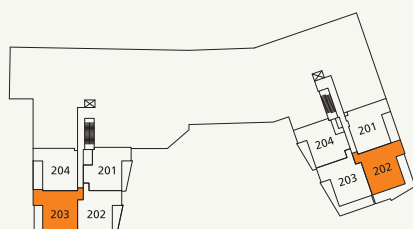
- 1 30" Sub-Zero Integrated Refrigerator
- 2 30" Miele Gas Cooktop + Faber Slim Line Hood Fan
- 3 30" Miele Convection Wall Oven + Panasonic Microwave
- 4 Asko Integrated Dishwasher
- 5 High-Efficiency Full Size Washer and Dryer



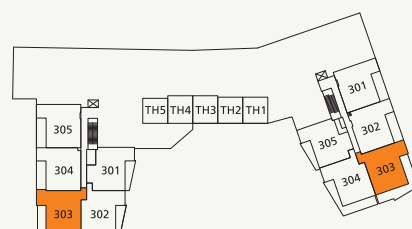
AT FOREST'S-EDGE THREE/FOUR
5TH FLOOR



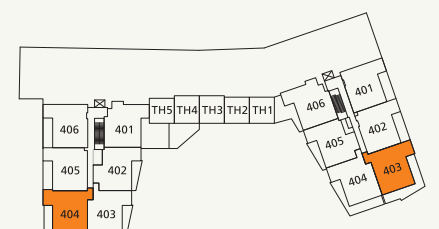
AT FOREST'S-EDGE THREE/FOUR
1st FLOOR



AT FOREST'S-EDGE THREE/FOUR
2nd FLOOR



AT FOREST'S-EDGE THREE/FOUR
3rd FLOOR



AT FOREST'S-EDGE THREE/FOUR
4th FLOOR

